

HST™ 30 turbocompressor



Main applications

The HST 30 turbocompressor is highly suitable for the following fields of application:

- Aeration of water, wastewater or other liquids
- Floatation by air
- Supplying air to combustion processes
- Desulfurization

Features

1 Magnetic bearings

- No other solution offers the same efficiency, stability or component life
- The condition of the machine is continuously monitored

2 State-of-the-art control and monitoring

- Integrated control unit with touch screen ensures ease of operation and good feedback on performance
- Smart connection to upper-level automation is possible, as well as remote monitoring

3 Integrated package

- The turbocompressor is designed for ease of installation and operation, with motor silencer, cabinet silencer and a silenced blow-off valve incorporated into the cabinet
- Complexity is reduced, along with the cost of installation



HST™ 30 turbocompressor

Turbocompressors from Sulzer have a solid reputation for quality and reliability. Our technology, which is 100% air-cooled, has been tried and tested in two decades of operation. Using highly efficient motors and active magnetic bearings, the HST 30 offers truly outstanding wire-to-air efficiency.

The HST 30 means substantial savings for you: lower energy consumption, reduced operating costs, lower maintenance costs and less downtime caused by breakdowns. By choosing the HST 30 you will also contribute to a healthier environment and reduce your plant's carbon footprint.

Benefits

4 High overall efficiency

- An excellent combination of superior, well proven designs ensures energy savings and lower lifecycle cost

5 Superior low-noise operation

- Silent operation is integrated into the design early on
- Quiet running means a better working environment for employees and less noise pollution in the plant vicinity

6 Suitable outer dimensions

- The turbocompressor fits well into most existing compressor rooms, making it easy to replace older, inefficient solutions
- The compact and integrated design reduces costs when planning new installations

7 Safety built-in and pre-approved

- The turbocompressor has been designed for total conformity with North-American standards
- The complete product conforms to UL and CSA regulations for safety



High-speed technology

Turbocompressors from Sulzer have a solid reputation for quality and reliability. Our unique high-speed technology, which has been tried and tested in two decades of operation, can be found in thousands of turbocompressors worldwide.


Only one moving part

Conventional compressors may contain hundreds of moving parts. Turbocompressors built with Sulzer high-speed technology have just one moving part: a single shaft that functions as the motor's rotor, upon which the impeller and cooling fan are mounted. This leaves no need for inlet or diffuser vanes with complex mechanics.

No contact, no wear

The magnetic bearings used in our technology provide control that ensures optimal mechanical clearances. Even during starts and stops, there is never any contact between the rotating and static parts. When the turbocompressor is powered up, the rotor is lifted by the balanced magnetic forces. The variable-frequency current is fed to the motor windings only when the rotor is fully aloft, which causes the rotor to turn. This means there is no mechanical wear.

The result is a compressor element with no performance deterioration over time and minimal need for scheduled maintenance.



Magnetic bearings eliminate physical contact and thereby all mechanical wear.

Real-time monitoring built in

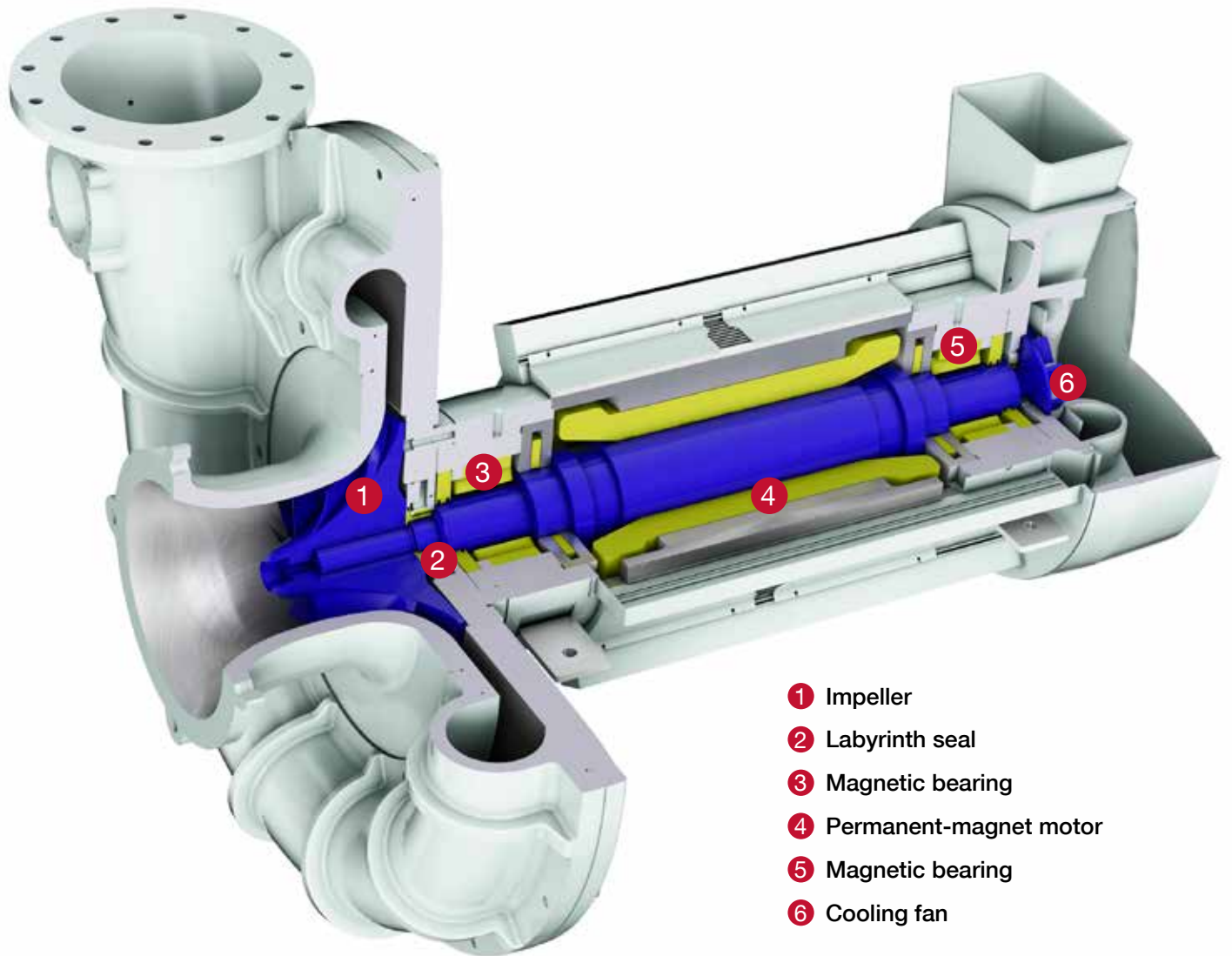
The use of magnetic bearings makes it possible to know what is happening in the turbocompressor at all times, and this means maximum protection against unscheduled stoppages. If any undue rotor movement is identified, the bearing controller will compensate for it within microseconds – and issue a warning if the problem is severe. If all else fails, the controller will trigger a fault and stop the turbocompressor, thus protecting the machine. This is a unique feature of active magnetic bearing technology.

Vibration-free

Because the rotor's position is monitored and adjusted thousands of times per second, the turbocompressor does not vibrate during use. If any slight mechanical imbalance exists after the thorough balancing of the rotor, the controller compensates for it by adjusting the rotational patterns at the rotor ends. This minimizes uncomfortable machine noise from the turbocompressor, or from any attached or adjacent equipment.

No liquids whatsoever

Our high-speed technology is 100% air-cooled. With its appropriately designed air-cooling system, there is no liquid that can leak or go bad. Nor is there any need for coolant pumps or reservoirs. Because the magnetic bearings also work without physical contact, there is no need for lubricating oil, oil pumps or oil cooling. This means that there are no oil levels to monitor, and no oil leakage to threaten operator safety or the environment. The oil-free design fully prevents any contamination of the process air or compressor room.



- ① Impeller
- ② Labyrinth seal
- ③ Magnetic bearing
- ④ Permanent-magnet motor
- ⑤ Magnetic bearing
- ⑥ Cooling fan

Motor efficiency through design

The turbocompressor's synchronous motor is of permanent magnet type and it is a premium material construction. The result is a power efficiency that no combination of off-the-shelf parts can match.

Reliability through experience

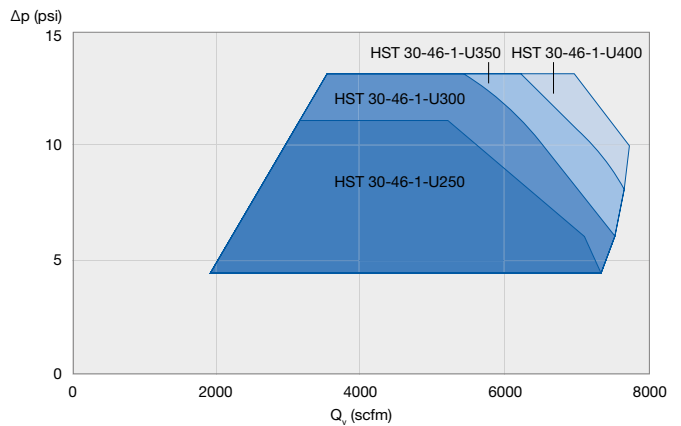
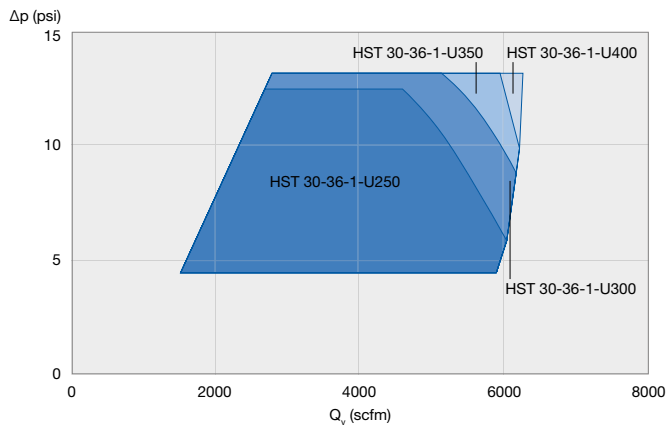
The first HST turbocompressors were delivered in 1996. These were the very first direct-driven high speed turbocompressors for low-pressure applications. The experience from the many years of operation has been utilized when creating Sulzer's current state-of-the-art HST products.

HST™ 30 turbocompressor



Operating data	HST 30 – 36	HST 30 – 46
Airflow range	1'500 – 6'200 SCFM	1'900 – 7'800 SCFM
Pressure rise	4 – 13 PSIG	4 – 13 PSIG
Maximum input power	250 – 400 hp	250 – 400 hp
Power supply	480 or 580 V (400 – 600 V)	
Input frequency	60 Hz	
Protection class	NEMA 12	
Thermal motor protection	PT100	
Maximum noise level	72 – 73 dB	72 – 73 dB
Permitted chemical vapors	IEC 60721-3-3 class 3C3	
Approvals	UL, CSA	

Performance ranges



Materials

Part	Material
Impeller	High-strength aluminum alloy
Volute and backplate	Aluminum alloy
Motor frame	Aluminum alloy
Enclosure	Plated steel with structural steel base

We do what we say



Operational excellence

We continuously strive to
be faster and better.



Customer partnership

Together, we win.

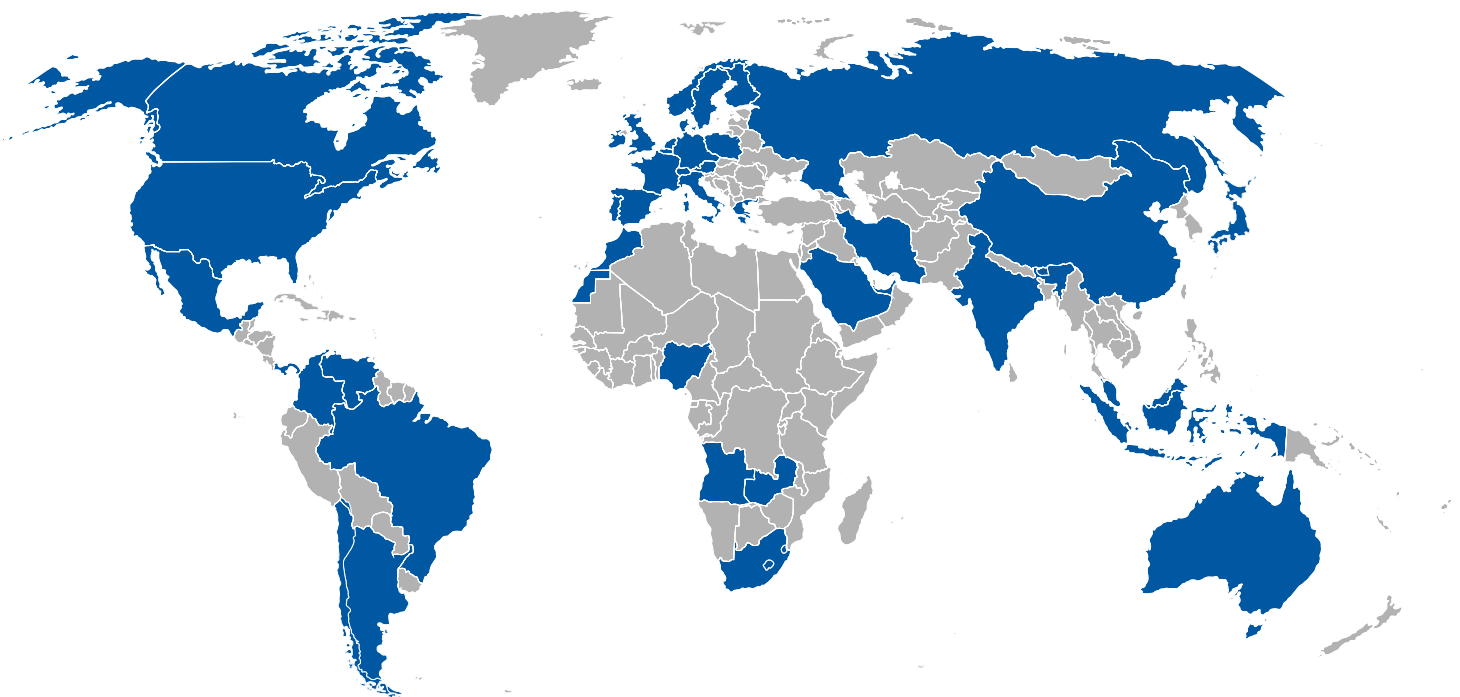


Committed people

We build on the strengths
and diversity of our people.

A global specialist at your doorstep

Sulzer serves clients worldwide through a network of over 150 production and service sites and has a strong footprint in emerging markets.





www.sulzer.com

E10580 us 9.2018, Copyright © Sulzer Ltd 2018

This brochure is a general presentation. It does not provide any warranty or guarantee of any kind. Please, contact us for a description of the warranties and guarantees offered with our products. Directions for use and safety will be given separately. All information herein is subject to change without notice.